



STANDARD EQUIPMENT

Heavy Industrial Welding





PULSE MULTI-PROCESS Aristo 500ix

Part Number	0446200880
-------------	------------



Reliable Pulse Package



STEP 1

Powersource Selection

Technical Information	
Input Voltage	380-460 V, ±10%, 3~ 50/60 Hz
Setting Range MIG (GMAW/FCAW)	16 - 500 A 14.8 V - 39 V
Setting Range TIG (GTAW)	5 - 500 A 10.2 V - 30 V
Open Circuit Voltage	58 V
Efficiency @ Max Current Mig	90%
Power Factor @ Max Current Mig	0.91
Welding Output MIG	500 A/39.0 V @ 60% duty cycle 400 A/34.0 V @ 100% duty cycle
Welding Output TIG	500 A/30.0 V @ 60% duty cycle 400 A/26.0 V @ 100% duty cycle
Welding Output MMA	500 A/40.0 V @ 60% duty cycle 400 A/36.0 V @ 100% duty cycle
Recommended Slow Fuse	32 A
Idle Power	24 W @ 380 V 25 W @ 400 V
Operating Temperature	-20° to 40° C
Protection Class	IP23
Dimensions L x W x H	712 x 325 x 470mm
Weight	58.5 kg
Certifications	CE, Ecodesign Directive

PULSE OR ADVANCED MULTI-PROCESS

STEP 2

Cooling Unit Selection

Optional. If you include, select the appropriate water cooled components

Product Family	Product Name	Ordering Part Number	Cooling power	Max water flow	Max pressure lift for torch Qmax	Weight
Cooling unit	Cool 2	0465427880	1 kW	1.8 l/min	4.6 bar	15 kg

Panel Information

Product Family	Product Name	Googing	Live itig	Amperage setting	Spot welding time	Limit setting	Code lock	Customizable synergic lines	Superpulse	Quality/productivity data reports
Pulsed panels	Pulse									
Pulsed panels	U6	x	x	x	x	x	x			
Pulsed control pendant	Aristo U82 Plus	x	x	x	x	x	x	x	x	x

Standard Features

Available on all panels

Mig pulse
Mig synergic
Qset
MMA welding
Memory positions
2 strokes/4 strokes
Pre-post gas flow setting
Burn back /SCT
Hot start

STEP 3

Wire Feeder Selection

All wire feeders are suitable for water cooling

Product Family	Product Name	Part No.	Flowmeter/heater/MMA outlet	Push-pull & mechanised Mig	Remote control outlet
RobustFeed	RobustFeed Pulse	0445800894			x
		0445800891	x		x
		0445800892	x	x	x
Robust eed	RobustFeed U6	0445800897			x
		0445800887	x		x
		0445800888	x	x	x
RobustFeed	RobustFeed U82 Plus	0445800903	x	x	x
		0445800900	x	x	x
		0445800898	x		
		0445800899	x		

STEP 4

Connection Cable Selection

Product Family	Product Name	2 m	5 m	10 m	20 m	25 m	35 m
Connection cable	70 mm2 gas cooled	0459255880	0459255881	0459255882	0459255884	0459255885	0459255886
Connection cable	70 mm2 water cooled	0459255890	0459255891	0459255892	0459255894	0459255895	0459255896

STEP 5

Torches Selection

Product Family	Product Name	3 m	4 m	5 m
Mig torches	PS F415 gas cooled	0700025040	0700025041	0700025042
Mig torches	PSF 515 gas cooled	0700025050	0700025051	0700025052
Mig torches	PSF 420 W water cooled	0700025060	0700025061	0700025062
Mig torches	PSF 520 W water cooled	0700025070	0700025071	0700025072

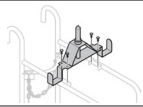


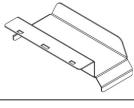
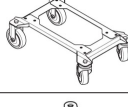

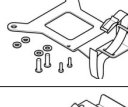

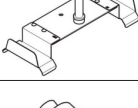
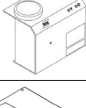

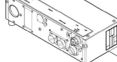

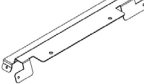
STEP 6

Trolley

Product Name	Part No.	
Trolley For Aristo 500ix/Warrior	0349313450	

STEP 7

Accessories Information





Product name	Part No.		Product name	Part No.	
Guide pin extension kit (necessary if feeder wheel kit is selected)	0465508880		Interconnection strain relief kit (for update of cables without strain relief)	0446050880	
Wheel kit powersource	0465416880		Cable mounting bracket	0446877880	
Wheel kit RobustFeed	0446081880		Coolant 10 l	0465720002	
Torch strain relief RobustFeed	0446082880		Aristo® U82 Plus, complete including holder	0460820881	
Trolley retrofit kit for RobustFeed To fit RobustFeed on existing Warrior Trolley 04655108	0349313100		Weldcloud mobile	0464550800	
Quick connector marathon pack	F102440880		Aristo® W82 data	0446712880	
Liquid cooling kit robust feed	0446123880		W82 mounting bracket	0446712880	

STEP 8





Wear Part List

Product Family	Product Name
Wear part RobustFeed	n.a.





Wears part for carbon steel, stainless and cored wires

Wire Diameter mm	0.6	0.8	0.9/1.0	1.2	1.4	1.6	1.8	2	Feed Roller	Inlet Wire Guide	Middle Wire Guide	Outlet Wire Guide
	X	X							0445850001	 0445822001 (2 mm)	 0446080882	 0445830881
		X	X						0445850002			
			X						0445850003			
				X	X				0445850004			
				X					0445850005			
					X	X			0445850006			
								X	0445850007			

Wears part for cored wires - different wire guides dependent on wire diameter

Wire Diameter mm	0.9/1.0	1.2	1.4	1.6	1.8	2.0	2.4	Feed Roller	Inlet Wire Guide	Middle Wire Guide	Outlet Wire Guide
	X	X						0445850030	 0445822001 (2 mm)	 0446080882	 0445830881
		X						0445850031			
		X	X					0445850032			
					X			0445850033			
						X		0445850034			
							X	0445850035			
								X			

Wears part for aluminium

Wire Diameter mm	0.6	0.8	0.9/1.0	1.2	1.4	1.6	1.8	Feed Roller	Inlet Wire Guide	Middle Wire Guide	Outlet Wire Guide
		X						0445850050	 0445822001 (2 mm)	 0446080881	 0445830885
			X					0445850051			
				X		X		0445850052			



MULTI-PROCESS Aristo MIG 5000iw WeldCloud

Part Number	0445400881
-------------	------------



STEP 1

Powersource Selection

Technical Information	
Input Voltage	400 V ±10%, 3~ 50/60 Hz
Setting Range MIG (GMAW/FCAW)	8 - 60 V / 16 - 500 A
Setting Range MMA (SMAW)	16 - 500 A
Setting Range TIG (GTAW)	4 - 500 A
Open Circuit Voltage	MIG/MAG - 72 - 88 V (59 V VRD) MMA - 68 - 80 V (<35 V VRD)
Efficiency @ Max Current Mig	87%
Power Factor @ Max Current Mig	0.91
Welding Output MIG	500 A/20 V @60% 400 A/36 V @ 100%
Recommended Slow Fuse	32 A
Idle Power	70 W
Operating Temperature	-20° to 40° C
Protection Class	IP23
Dimensions L x W x H	625 x 394 x 776 mm
Weight	99 kg
Certifications	CE

MULTI-PROCESS

Panel Information

Product family	Product name	Gauging	Live lift	Amperage setting	Spot welding time	Limit setting	Code lock	Customizable synergic lines	SuperPulse	Quality/productivity data reports
Pulsed panels	Pulse									
Pulsed panels	U6	x	x	x	x	x	x			
Pulsed control pendant	Aristo U82 Plus	x	x	x	x	x	x	x	x	x

Standard Features

Available on all panels

Mig pulse
Mig synergic
Qset
MMA welding
Memory positions
2 strokes/4 strokes
Pre-post gas flow setting
Burn back /SCT
Hot start

STEP 2

Cooling Unit Selection

Embedded, no need for additional order

Product Family	Product Name	Cooling Power	Max Water Flow
Cooling unit	N/A	2.0 kW	2.0 l/min

STEP 3

Wire Feeder Selection

All wire feeders are suitable for water cooling

Product Family	Product Name	Part No.	Flowmeter/heater/MMA outlet	Push-pull & mechanised Mig	Remote control outlet
RobustFeed	RobustFeed Pulse	0445800894			x
		0445800891	x		x
		0445800892	x	x	x
RobustFeed	RobustFeed U6	0445800897			x
		0445800887	x		x
		0445800888	x	x	x
RobustFeed	RobustFeed U82 Plus	0445800903	x	x	x
		0445800900	x	x	x
		0445800898	x		
		0445800899			

STEP 4

Connection Cable Selection

Product Family	Product Name	1.7 m	5 m	10 m	20 m	25 m	35 m
Connection cable	70 mm ² gas cooled	0349313690	0349313691	0349313692			
Connection cable	70 mm ² water cooled	0349313693	0349313694	0349313695	0349313696	0349313697	0349313698

STEP 5

Torches Selection

Product Family	Product Name	3 m	4 m	5 m
Mig torches	PS F415 gas cooled	0700025040	0700025041	0700025042
Mig torches	PSF 515 gas cooled	0700025050	0700025051	0700025052
Mig torches	PSF 420 W water cooled	0700025060	0700025061	0700025062
Mig torches	PSF 520 W water cooled	0700025070	0700025071	0700025072

STEP 6


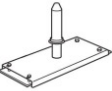


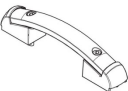


Trolley





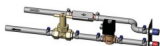
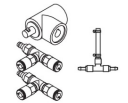


Product Name	Part No.
Trolley For Aristo 5000/U5000	0458530880



STEP 7

Accessories Information

Product Name	Part No.	
Trolley 2 (for feeder with counterbalance device and/or 2 gas bottles)	0458 603 880	
Guide pin	0458 731 880	
Insulating bushing for guide pin, included in trolley	0278 300 401	
Autotransformer TUA2	0459 145 880	
Handle (1 piece) with mounting screws	0459 307 881	
Remote control adapter RA12 12 pole for analogue remote controls to CAN based equipment.	0459 491 910	
0 Remote control unit MTA1 CAN MIG/MAG: wire feed speed and voltage MMA: current and arc force TIG: current, pulse and background current	0459 491 880	


Product Name	Part No.	
Remote control unit M1 10Prog CAN Choice of on of 10 programs MIG/MAG: voltage deviation TIG and MMA: current deviation	0459 491 882	
Remote control unit AT1 CAN MMA and TIG: current	0459 491 883	
Remote control unit AT1 CF CAN MMA and TIG: rough and fine setting of current.	0459 491 884	
Return cable 5 m, 95 mm ²	0700 006 897	
Water return flow guard Mech 7 m	0461 203 880	
Connection set for connection of two wire feed units	0459 546 880	
Coolant 10 l	0465720002	
Aristo® U82 Plus, complete including holder	0460820881	




STEP 8

Wear Part List


Product Family	Product Name
Wear part RobustFeed	n.a.




Wears part for carbon steel, stainless and cored wires

Wire Diameter mm	0.6	0.8	0.9/1.0	1.2	1.4	1.6	1.8	2	Feed Roller
V-groove 	X	X							0445850001
		X	X						0445850002
			X						0445850003
			X	X					0445850004
				X					0445850005
					X	X			0445850006
								X	0445850007


	Inlet Wire Guide 	Middle Wire Guide 	Outlet Wire Guide 
	0445822001 (2 mm)	0446080882	0445830881




Wears part for cored wires - different wire guides dependent on wire diameter

Wire Diameter mm	0.9/1.0	1.2	1.4	1.6	1.8	2.0	2.4	Feed Roller
V-K-knurled 	X	X						0445850030
		X						0445850031
		X	X					0445850032
				X				0445850033
					X			0445850034
						X		0445850035
							X	0445850036

	Inlet Wire Guide 	Middle Wire Guide 	Outlet Wire Guide 
Wire dia. 0.9 - 1.6	0445822001 (2 mm)	0446080882	0445830881
Wire dia. 1.8 - 2.4	0445822002 (3 mm)	0446080883	0445830882

Wears part for aluminium

Wire Diameter mm	0.6	0.8	0.9/1.0	1.2	1.4	1.6	1.8	Feed Roller
U-groove 		X						0445850050
			X					0445850051
			X			X		0445850052

	Inlet Wire Guide 	Middle Wire Guide 	Outlet Wire Guide 
Wire dia. 0.9 - 1.6	0445822001 (2 mm)	0446080881	0445830885



MULTI-PROCESS Aristo MIG U5000iw WeldCloud

Part Number	0445400883
-------------	------------



STEP 1

Powersource Selection

Technical Information	
Input Voltage	400 V ±10%, 3~ 50/60 Hz
Setting Range MIG (GMAW/FCAW)	8 - 60 V / 16 - 500 A
Setting Range MMA (SMAW)	16 - 500 A
Setting Range TIG (GTAW)	4 - 500 A
Open Circuit Voltage	MIG/MAG - 72 - 88 V (59 V VRD) MMA - 68 - 80 V (<35 V VRD)
Efficiency @ Max Current Mig	87%
Power Factor @ Max Current Mig	0.91
Welding Output MIG	500 A/20 V @ 60% 400 A/36 V @ 100%
Recommended Slow Fuse	32 A
Idle Power	70 W
Operating Temperature	-10° to 40° C
Protection Class	IP23
Dimensions L x W x H	625 x 394 x 776 mm
Weight	99 kg
Certifications	CE

Panel Information

Product Family	Product Name	Tig HF	Gouging	Live Mig	Amperage setting	Spot welding time	Limit setting	Code lock	Customizable synergic lines	SuperPulse	Quality productivity data reports
Pulsed panels	Pulse										
Pulsed panels	U6	x	x	x	x	x	x	x			
Pulsed control pendant	Aristo U82 Plus	x	x	x	x	x	x	x	x	x	x

Standard Features

Available on all panels

Mig Pulse
Mig Synergic
Qset
MMA Welding
Memory Positions
2 Strokes/4 Strokes
Pre-post gas flow setting
Burn Back /SCT
Hot Start

STEP 2

Cooling Unit Selection

Embedded, no need for additional order

Product Family	Product Name	Cooling Power	Max Water Flow
Cooling unit	N/A	2.0 kW	2.0 l/min

STEP 3

Wire Feeder Selection

All wire feeders are suitable for water cooling

Product Family	Product Name	Part No.	Flowmeter/heater/MMA outlet	Push-pull & mechanised Mig	Remote control outlet
RobustFeed	RobustFeed Pulse	0445800894			x
		0445800891	x		x
		0445800892	x	x	x
RobustFeed	RobustFeed U6	0445800897			x
		0445800887	x		x
		0445800888	x	x	x
RobustFeed	RobustFeed U82 Plus	0445800903	x	x	x
		0445800900	x	x	x
		0445800898	x		
		0445800899			

STEP 4

Connection Cable Selection

Product Family	Product Name	1.7 m	5 m	10 m	20 m	25 m	35 m
Connection cable	70 mm ² gas cooled	0349313690	0349313691	0349313692			
Connection cable	70 mm ² water cooled	0349313693	0349313694	0349313695	0349313696	0349313697	0349313698

STEP 5

Torches Selection

Product Family	Product Name	3 m	4 m	5 m
Mig torches	PS F415 gas cooled	0700025040	0700025041	0700025042
Mig torches	PSF 515 gas cooled	0700025050	0700025051	0700025052
Mig torches	PSF 420 W water cooled	0700025060	0700025061	0700025062
Mig torches	PSF 520 W water cooled	0700025070	0700025071	0700025072

STEP 6


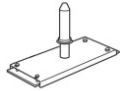


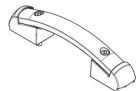


Trolley





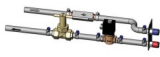
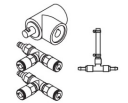


Product Name	Part No.
Trolley For Aristo 5000/U5000	0458530880



STEP 7

Accessories Information

Product Name	Part No.	
Trolley 2 (for feeder with counterbalance device and/or 2 gas bottles)	0458 603 880	
Guide pin	0458 731 880	
Insulating bushing for guide pin, included in trolley	0278 300 401	
Autotransformer TUA2	0459 145 880	
Handle (1 piece) with mounting screws	0459 307 881	
Remote control adapter RA12 12 pole for analogue remote controls to CAN based equipment.	0459 491 910	
0 Remote control unit MTA1 CAN MIG/MAG: wire feed speed and voltage MMA: current and arc force TIG: current, pulse and background current	0459 491 880	


Product Name	Part No.	
Remote control unit M1 10Prog CAN Choice of on of 10 programs MIG/MAG: voltage deviation TIG and MMA: current deviation	0459 491 882	
Remote control unit AT1 CAN MMA and TIG: current	0459 491 883	
Remote control unit AT1 CF CAN MMA and TIG: rough and fine setting of current.	0459 491 884	
Return cable 5 m, 95 mm ²	0700 006 897	
Water return flow guard Mech 7 m	0461 203 880	
Connection set for connection of two wire feed units	0459 546 880	
Coolant 10 l	0465720002	
Aristo® U82 Plus, complete including holder	0460820881	




STEP 8

Wear Part List


Product Family	Product Name
Wear part RobustFeed	n.a.




Wears part for carbon steel, stainless and cored wires

Wire Diameter mm	0.6	0.8	0.9/1.0	1.2	1.4	1.6	1.8	2	Feed Roller
	X	X							0445850001
		X	X						0445850002
			X						0445850003
			X	X					0445850004
				X					0445850005
					X	X			0445850006
								X	0445850007


	Inlet Wire Guide	Middle Wire Guide	Outlet Wire Guide
			
	0445822001 (2 mm)	0446080882	0445830881




Wears part for cored wires - different wire guides dependent on wire diameter

Wire Diameter mm	0.9/1.0	1.2	1.4	1.6	1.8	2.0	2.4	Feed Roller
	X	X						0445850030
		X						0445850031
		X	X					0445850032
				X				0445850033
					X			0445850034
						X		0445850035
							X	0445850036

	Inlet Wire Guide	Middle Wire Guide	Outlet Wire Guide
			
Wire dia. 0.9 - 1.6	0445822001 (2 mm)	0446080882	0445830881
Wire dia. 1.8 - 2.4	0445822002 (3 mm)	0446080883	0445830882

Wears part for aluminium

Wire Diameter mm	0.6	0.8	0.9/1.0	1.2	1.4	1.6	1.8	Feed Roller
		X						0445850050
			X					0445850051
			X			X		0445850052

	Inlet Wire Guide	Middle Wire Guide	Outlet Wire Guide
			
Wire dia. 0.9 - 1.6	0445822001 (2 mm)	0446080881	0445830885

MULTI-PROCESS Fabricator EM 401i

Part Number	0446400884
-------------	------------



STEP 1

Powersource Selection

Technical Information	
Input voltage	380-415 V, ±10%, 3~ 50/60 Hz
Setting range MIG (GMAW/FCAW)	30 A / 15.5 V – 400 A / 34 V
Setting range MMA (SMAW)	30 A / 21.2 V – 400 A / 36 V
Open circuit voltage	65.0 V
Efficiency @ max current Mig	86%
Power factor @ max current Mig	0.91
Welding output MIG	400 A / 34 V @ 60% 310 A / 29.5 V @ 100%
Welding output MMA	400 A / 36 V @ 60% 310 A / 32.4 V @ 100%
Recommended slow fuse	32 A
Energy saving mode	< 35W
Operating temperature	-10° to 40° C
Wire diameter range	0.8 – 1.2 mm
Supply cable diam. size	4 x 6 mm ²
Protection class	IP23
Application class	S
Isolation class	H
Dimensions L x W x H	1035 x 500 x 1015 mm
Weight	102 kg
Certifications	CE, EAC

MULTI-PROCESS

Panel Information

Product Family	Product Name	Ending arc current	Ending arc voltage	Arc force	Inhibitive	Wire diameter	Welding process	Welding gas	2 stroke/4 stroke/4 stroke cont.	Gas direction
Fabricator feed panel	nn	x	x	x	x	x	x	x	x	x

STEP 2

Wire Feeder Selection

Product Family	Product Name	Ordering Part Number	Drive System	Feeding Speed	Weld Spool Capacity
Fabricator feed	Fabricator Feed 304	0446401881	4 wheels drive	1.5 – 25.0 m/min	18 kg

Max Spool Diameter	Max Diam CS Solid Wire	Max Diam SS Solid Wire	Max Diam Cored Wire	Dimensions	Weight
300 mm	0.8 - 1.6 mm	0.8 - 1.6 mm	0.9 - 1.6 mm	675 x 265 x 418 mm	13.9 kg

STEP 3

Connection Cable Selection

Product Family	Product Name	2 m	5 m	10 m	15 m	25 m
Connection cable	70mm ² gas cooled	0459836880	0459836881	0459836882	0459836883	0459836884

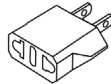
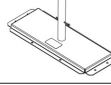
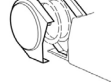



STEP 4






Torches Selection

Product Family	Product Name	3 m	4 m	5 m
Mig torches	MXL 341 gas cooled	0700025240	0700025241	0700025242

STEP 5

Accessories Selection

Product Name	Part No.	
Converter plug for gas heater supply	0447014001	
Wire feed mounting bracket kit - only for wirefeeder assembled with wheel kit	0447617880	
Bobbin cover kit, plastic Ø 300 mm	0458674880	
Wheel kit - only front wheel turn	0458707880	
Wheel kit - all wheel turn	0458707881	
Adapter for Ø 440 mm bobbin	0459233880	


Product Name	Part No.	
Lifting eye	0458706880	
Strain relief for welding torch	0457341881	
Quick connector MarathonPac™	F102440880	
Strain relief bracket for connection set	0459234880	
Counter balance device (includes mast and counter balance) Note: IP23 not valid for wire feeder with counterbalance arm.	0458705880	




STEP 6

Wear Part List


Product Family	Product Name
Wear part RobustFeed	n.a.




Wears part for carbon steel, stainless and cored wires

Wire Diameter mm	0.6/0.8	0.8/1.0	0.9/1.0/1.2	1.4/1.6	Roller Marking	Feed/Pressure Roller
	X				0.6 S2 & 0.8 S2	0459052001
		X			0.8 S2 & 1.0 S2	0459052002
			X		1.0 S2 & 1.2 S2	0459052003
				X	1.4 S2 & 1.6 S2	0459052013

Inlet Wire Guide Ø 3 mm for 0.6-1.6 mm Fe, Ss, Cored Wire	Middle Wire Guide 2 mm for 0.6-1.6 mm	Outlet Wire Guide 2 mm for 0.6-1.6 mm
		
0455049001	0455072002	0469837880

Wears part for cored wires - different wire guides dependent on wire diameter

Wire Diameter mm	0.9/1.0/1.2	1.2/1.2	1.2/1.4	1.6	Roller Marking	Feed/Pressure Roller
	X				0.6 R2 & 0.8 R2	0458825001
		X			0.8 R2 & 1.0 R2	0458825010
			X		1.0 R2 & 1.2 R2	0458825002
				X	1.4 R2 & 1.6 R2	0458825003

Inlet Wire Guide Ø 3 mm for 0.6-1.6 mm Fe, Ss, Cored Wire	Middle Wire Guide 2 mm for 0.6-1.6 mm	Outlet Wire Guide 2 mm for 0.6-1.6 mm
		
0455049001	0455072002	0469837880



MULTI-PROCESS Fabricator EM 401w

Part Number	0446400883
-------------	------------



STEP 1

Powersource Selection

Technical Information	
Input voltage	380-415 V, ±10%, 3~ 50/60 Hz
Setting range MIG (GMAW/FCAW)	30 A / 15.5 V – 400 A / 34 V
Setting range MMA (SMAW)	30 A / 21.2 V – 400 A / 36 V
Open circuit voltage	65.0 V
Efficiency @ max current Mig	86%
Power factor @ max current Mig	0.91
Welding output MIG	400 A / 34 V @ 60%
Welding output MMA	400 A / 36 V @ 60%
Recommended slow fuse	32A
Energy saving mode	< 35W
Operating temperature	-10° to 40° C
Wire diameter range	0.8 – 1.2 mm
Supply cable diam. size	4 x 6 mm ²
Protection class	IP23
Application class	S
Isolation class	H
Dimensions L x W x H	1035 x 500 x 1015 mm
Weight w/ cooling unit w/o coolant	111.5 kg
Weight w/ cooling unit and coolant	111.5 kg
Certifications	CE, EAC

Panel Information

Product Family	Product Name	Enabling arc current	Enabling arc voltage	Arc force	Inductance	Wire aligner	Welding process	Welding gases	2 stroke/4 stroke/4 stroke cont.	Gas direction
Fabricator feed panel	nn	x	x	x	x	x	x	x	x	x

STEP 2

Wire Feeder Selection

Product Family	Product Name	Ordering Part Number	Feeding speed	Weld spool capacity	Max Spool Diameter
Fabricator feed	Fabricator Feed 304 w	0446401881	1.5 - 25.0 m/min	18 kg	300 mm

Max Diam CS Solid Wire	Max Diam SS Solid Wire	Max Diam Cored Wire	Dimensions	Weight
0.8 - 1.6 mm	0.8 - 1.6 mm	0.9 - 1.6 mm	675 x 265 x 418 mm	14.2

STEP 3

Connection Cable Selection

Product Family	Product Name	2 m	5 m	10 m	15 m	25 m
Connection cable	70mm ² water cooled	0459836890	0459836891	0459836892	0459836893	0459836894
Connection cable	95mm ² water cooled	0459836990	0459836991	0459836992	0459836993	0459836994

STEP 4

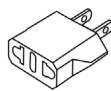

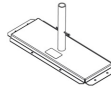

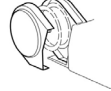



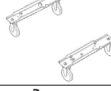

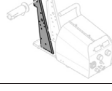

Torches Selection

Product Family	Product Name	3 m	4 m	5 m
Mig torches	MXL 511 w	0700025260	0700025261	0700025262
Mig torches	MXL 411 w	0700025250	0700025251	0700025252

MULTI-PROCESS

STEP 5

Accessories Selection


Product Name	Part No.		Product Name	Part No.	
Converter plug for gas heater supply	0447014001		Lifting eye	0458706880	
Wire feed mounting bracket kit - only for wirefeeder assembled with wheel kit	0447617880		Strain relief for welding torch	0457341881	
Bobbin cover kit, plastic Ø 300 mm	0458674880		Quick connector MarathonPac™	F102440880	
Wheel kit - only front wheel turn	0458707880		Water kit for wire feeder	0465276881	
Wheel kit - all wheel turn	0458707881		Strain relief bracket for connection set	0459234880	
Adapter for Ø 440 mm bobbin	0459233880		Counter balance device (includes mast and counter balance) Note: IP23 not valid for wire feeder with counterbalance arm.	0458705880	




STEP 6

Wear Part List


Product Family	Product Name
Wear part RobustFeed	n.a.




Wears part for carbon steel, stainless and cored wires

Wire Diameter mm	0.6/0.8	0.8/1.0	0.9/1.0/1.2	1.4/1.6	Roller Marking	Feed/Pressure Roller
	X				0.6 S2 & 0.8 S2	0459052001
		X			0.8 S2 & 1.0 S2	0459052002
			X		1.0 S2 & 1.2 S2	0459052003
				X	1.4 S2 & 1.6 S2	0459052013

Inlet Wire Guide Ø 3 mm for 0.6-1.6 mm Fe, Ss, Cored Wire	Middle Wire Guide 2 mm for 0.6-1.6 mm	Outlet Wire Guide 2 mm for 0.6-1.6 mm
		
0455049001	0455072002	0469837880

Wears part for cored wires - different wire guides dependent on wire diameter

Wire Diameter mm	0.9/1.0/1.2	1.2/1.2	1.2/1.4	1.6	Roller Marking	Feed/Pressure Roller
	X				0.6 R2 & 0.8 R2	0458825001
		X			0.8 R2 & 1.0 R2	0458825010
			X		1.0 R2 & 1.2 R2	0458825002
				X	1.4 R2 & 1.6 R2	0458825003

Inlet Wire Guide Ø 3 mm for 0.6-1.6 mm Fe, Ss, Cored Wire	Middle Wire Guide 2 mm for 0.6-1.6 mm	Outlet Wire Guide 2 mm for 0.6-1.6 mm
		
0455049001	0455072002	0469837880

MULTI-PROCESS Fabricator EM 501i

Part Number	0446400882
-------------	------------



STEP 1

Powersource Selection

Technical Information	
Input voltage	380-415 V, ±10%, 3 ~ 50/60 Hz
Setting range MIG (GMAW/FCAW)	30 A / 15.5 V – 500 A/39 V
Setting range MMA (SMAW)	30 A / 21.2 V – 500 A/40 V
Open circuit voltage	78,0 V
Efficiency @ max current Mig	87%
Power factor @ max current Mig	0.91
Welding output MIG	500 A @ 60%
Welding output MMA	500 A @ 60%
Recommended slow fuse	32 A
Energy saving mode	< 35W
Operating temperature	-10° to 40° C
Wire diameter range	1.0 - 1.6 mm
Supply cable diam. size	4 x 6 mm ²
Protection class	IP23
Application class	S
Isolation class	H
Dimensions L x W x H	1035 x 500 x 1015 mm
Weight w/ cooling unit w/o coolant	111.5 kg
Weight w/ cooling unit & coolant	111.5 kg
Certifications	CE, EAC

MULTI-PROCESS

Panel Information

Product Family	Product Name	Enabling arc current	Enabling arc voltage	Arc force	Inductance	Wire aligner	Welding process	Welding type	2 stroke/4 stroke	4 stroke cont.	Gas direction
Fabricator feed panel	nn	x	x	x	x	x	x	x	x	x	x

STEP 2

Wire Feeder Selection

Product Family	Product Name	Ordering Part Number	Water Cooling	Feeding Speed	Max Spool Diameter
Fabricator feed	Fabricator Feed 304 w	0446401882	x	1.5 – 25.0 m/min	300 mm

Max Diam CS Solid Wire	Max Diam SS Solid Wire	Max Diam Cored Wire	Dimensions	Weight
0.8 - 1.6 mm	0.8 - 1.6 mm	0.9 - 1.6 mm	676 x 265 x 418 mm	14.2 kg

STEP 3

Connection Cable Selection

Product Family	Product Name	2 m	5 m	10 m	15 m	25 m
Connection cable	70mm ² water cooled	0459836890	0459836891	0459836892	0459836893	0459836894
Connection cable	95mm ² water cooled	0459836990	0459836991	0459836992	0459836993	0459836994

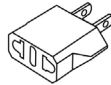

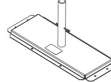

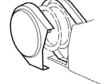







STEP 4

Torches Selection

Product Family	Product Name	3 m	4 m	5 m
Mig torches	MXL 511 w	0700025260	0700025261	0700025262
Mig torches	MXL 411 w	0700025250	0700025251	0700025252

STEP 5

Accessories Selection


Product Name	Part No.		Product Name	Part No.	
Converter plug for gas heater supply	0447014001		Lifting eye	0458706880	
Wire feed mounting bracket kit - only for wirefeeder assembled with wheel kit	0447617880		Strain relief for welding torch	0457341881	
Bobbin cover kit, plastic Ø 300 mm	0458674880		Quick connector MarathonPac™	F102440880	
Wheel kit - only front wheel turn	0458707880		Water kit for wire feeder	0465276881	
Wheel kit - all wheel turn	0458707881		Strain relief bracket for connection set	0459234880	
Adapter for Ø 440 mm bobbin	0459233880		Counter balance device (includes mast and counter balance) Note: IP23 not valid for wire feeder with counterbalance arm.	0458705880	




STEP 6

Wear Part List


Product Family	Product Name
Wear part RobustFeed	n.a.




Wears part for carbon steel, stainless and cored wires

Wire Diameter mm	0.6/0.8	0.8/1.0	0.9/1.0/1.2	1.4/1.6	Roller Marking	Feed/Pressure Roller
V-groove 	X				0.6 S2 & 0.8 S2	0459052001
		X			0.8 S2 & 1.0 S2	0459052002
			X		1.0 S2 & 1.2 S2	0459052003
				X	1.4 S2 & 1.6 S2	0459052013

Inlet Wire Guide Ø 3 mm for 0.6-1.6 mm Fe, Ss, Cored Wire	Middle Wire Guide 2 mm for 0.6-1.6 mm	Outlet Wire Guide 2 mm for 0.6-1.6 mm
		
0455049001	0455072002	0469837880

Wears part for cored wires - different wire guides dependent on wire diameter

Wire Diameter mm	0.9/1.0/1.2	1.2/1.2	1.2/1.4	1.6	Roller Marking	Feed/Pressure Roller
V-K-knurled 	X				0.6 R2 & 0.8 R2	0458825001
		X			0.8 R2 & 1.0 R2	0458825010
			X		1.0 R2 & 1.2 R2	0458825002
				X	1.4 R2 & 1.6 R2	0458825003

Inlet Wire Guide Ø 3 mm for 0.6-1.6 mm Fe, Ss, Cored Wire	Middle Wire Guide 2 mm for 0.6-1.6 mm	Outlet Wire Guide 2 mm for 0.6-1.6 mm
		
0455049001	0455072002	0469837880



TIG COMPACT Renegade ES 300i



Part Number	Contents
0445100880	Renegade ES 300i delivered with only 3 m main cable
0445250881	Renegade ES 300i delivered with shoulder strap, 3 m main, 5 m welding and ground cable

Panel Functions

Method selection: MMA, TIG Lift Arc	Current/volt set/measure
3 memory position	VRD indicator
Cellulosic electrode selector	Overheating indicator
Remote control on/off	Setting knob

STEP 2

Accessories Information

Product Name	Part No.	
Shoulder strap kit	0445197880	
Trolley	0460 330 881	
Welding cable kit 3m, including electrode holder and OKC 50 connector	0700006902	
Welding cable kit 5 meter, incl. electrode holder and OKC 50 connector	0700006888	
Return cable kit 3 meter, incl. clamp and OKC 50 connector	0700 006 903	
Return cable kit 5 meter, incl. clamp and OKC 50 connector	0700 006 889	
OKC 50 male contact	0160 360 881	
ER 1 Remote control. 5 m (16.4 ft) interconnection cable, 6 pin, included	0445 536 881	
ER 1 Remote control. 10 m (32.8 ft) interconnection cable, 6 pin, included	0445 536 882	
3 ER 1 Remote control. 25 m (82 ft) interconnection cable, 6 pin, included	0445 536 883	

STEP 1

Powersource Selection

Technical Information	
Input Voltage	1ph - 230 VAC +/- 10%, 50/60 3ph - 230-480 VAC +/- 10%, 50/60
Current Range	3ph - 5 A / 20 V - 300 A / 32 V 1ph - 5 A / 20 V - 200 A / 28 V
Setting Range TIG (GTAW)	3ph - 5 A / 10 V - 300 A / 22 V 1Ph - 5 A / 10 V - 200 A / 18 V
Open circuit Voltage	48 V - No VRD 34 V - VRD 35 V active
Efficiency @ max current TIG	83% - 3 ph 83% - 1 ph
Efficiency @ max current MMA	86% - 3 ph 86% - 1 ph
Power factor @ max current MMA	0.96 - 3 ph 0.99 - 1 ph
Power factor @ max current TIG	0.96 - 3 ph 0.98 - 1 ph
Welding output TIG - 3 ph	300 A / 32 V @ 40% duty cycle 250 A / 30 V @ 60% duty cycle 200 A / 28 V @ 100% duty cycle
Welding output MMA - 3 ph	300 A / 32 V @ 40% duty cycle 250 A / 30 V @ 60% duty cycle 200 A / 28 V @ 100% duty cycle
Recommended slow fuse	16 A at 380 V - 3 ph 20 A @ 230 V - 1 ph
Idle power	91 W
Operating temperature	-10° to 40° C
Enclosure class	IP23
Application class	S
Dimensions L x W x H	460 x 200 x 320 mm
Weight	15 kg

TIG COMPACT Renegade ET 300i



Part Number	Contents
0445100900	3 m mains cable and plug, 5 m return cable and clamp, 2 m gas

Panel Functions

Method selection: TIG HF, TIG Lift Arc, MMA	Slop down setting
3 memory position	Setting knob
2T-4T (only tig)	Remote control on/off
Gaspost flow setting	VRD indicator
Current set/measure	Overheating indicator
Volt set/measure	

STEP 1

Powersource Selection

Technical Information	
Input voltage	1 ph - 230 VAC +/- 10%, 50/60 2 ph - 230-480 VAC +/- 10%, 50/60
Setting range MMA (SMAW)	3 ph - 5 A / 20 V - 300 A / 32 V 1 ph - 5 A / 20 V - 200 A / 28 V
Setting range TIG (GTAW)	3 ph - 5 A / 10 V - 300 A / 22 V 1 Ph - 5 A / 10 V - 200 A / 18 V
Open circuit voltage	48 V - No VRD 34 V - VRD 35 V active
Efficiency @ max current TIG	83% - 3 ph 83% - 1 ph
Efficiency @ max current MMA	86% - 3 ph 86% - 1 ph
Power factor @ max current MMA	0.96 - 3 ph 0.99 - 1 ph
Power factor @ max current TIG	0.96 - 3 ph 0.98 - 1 ph
Welding output TIG - 3 ph	300 A / 32 V @ 40% duty cycle 250 A / 30 V @ 60% duty cycle 200 A / 28 V @ 100% duty cycle
Welding output MMA - 3 ph	300 A / 32 V @ 40% duty cycle 250 A / 30 V @ 60% duty cycle 200 A / 28 V @ 100% duty cycle
Recommended slow fuse	16 A at 400
Idle power	88 W at 400
Operating temperature	-10 to +40 °C C15
Enclosure class	IP23
Application class	S
Dimensions L x W x H	460 x 200 x 320 mm
Weight	26.6 kg with cooler 16.8 kg without cooler

STEP 2

Cooling Unit Selection

Optional, if you select, include a water cooled torch

Product Family	Product Name	Part Number	Cooling power	Max Water Flow	Coolant Quantity	Max Pressure Lift for Torch Qmax
Cooling unit	EC1000	0445045880	0,9 kW	1.8 l/min	1.5 l	4.5 bar (65 psi)












STEP 3

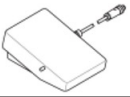



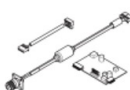






Torch Selection

Product Family	Product Name	4 m	8 m
Tig torches	SR-B 21 Torch, Water, OKC 50	0700025544	0700025545
Tig torches	SR-B 26 Torch, Air, OKC 50	0700025518	0700025518

STEP 4

Accessories Information

Product Name	Part No.	
Shoulder strap kit	0445197880	
Trolley	0460 330 881	
Welding cable kit 3 m, including electrode holder and OKC 50 connector	0700006902	
Welding cable kit 5 meter, incl. electrode holder and OKC 50 connector	0700006888	
Return cable kit 3 meter, incl. clamp and OKC 50 connector	0700 006 903	
Return cable kit 5 meter, incl. clamp and OKC 50 connector	0700 006 889	
OKC 50 male contact	0160 360 881	
ER 1 remote control. 5 m (16.4 ft) interconnection cable, 6 pin, included	0445 536 881	
ER 1 remote control. 10 m (32.8 ft) interconnection cable, 6 pin, included	0445 536 882	
3 ER 1 remote control. 25 m (82 ft) interconnection cable, 6 pin, included	0445 536 883	
Interconnection cable, 6 pin, 5 m (16.4 ft) Interconnection cable, 6 pin, 10 m (32.8 ft) Interconnection cable, 6 pin, 25 m (82 ft)	0445 280 880 0445 280 881 0445 280 882	

Product Name	Part No.	
ER 1 F Foot pedal. 5 m (16.4 ft) interconnection cable, 6 pin, included	0445 550 881	
ER 1 F Foot pedal. 10 m (32.8 ft) interconnection cable, 6 pin, included	0445 550 882	
Interconnection cable, 6 pin, 5 m (16.4 ft) Interconnection cable, 6 pin, 10 m (32.8 ft)	0445 254 880 0445 254 881	
1 to 3 phase adapter Note! Only for use with Renegade ES 300i (0445 100 880), ET 300i (0445 100 900) and ET 300iP (0445 100 920)	0445 139 880	
Renegade analogue remote kit	0445 840 880	
Remote Control MMA3, 10 m	0445 870 880	
Remote Control MMA3, 25 m	0445 870 881	
Interconnection cable for analogue remote control MMA3, 10 m	0445 693 880	
Interconnection cable for analogue remote control MMA3, 25 m	0445 693 881	
Interconnection cable for analogue remote controls AT1 and AT1 C/F, 10 m	0445 694 880	
1 interconnection cable for analogue remote controls AT1 and AT1 C/F, 25 m	0445 694 881	

TIG COMPACT Renegade ET 300iP



Part Number	Contents
0445100920	3m mains cable and plug, 5 m return cable and clamp, 2m gas

Panel Functions

Method selection: TIG HF, TIG Lift Arc, MMA	Pulse parameter setting:
Pulse tig on/off	Pre/post gas
2T-4T (only tig)	Slope up and down
Gaspost flow setting	Pulse balance and frequency
Current set/measure	Remote control on/off
Volt set/measure	VRD indicator
Slop down setting	Overheating indicator
Setting knob	

STEP 2

Cooling Unit Selection

Optional, if you select, include a water cooled torch

Product Family	Product Name	Part Number	Cooling Power	Max Water Flow	Coolant Quantity	Max Pressure Lift for Torch Qmax
Cooling unit	EC1000	0445045880	0.9 kW	1.8 l/min	1.5 l	4.5 bar (65 psi)

STEP 3

Torch Selection

Product family	Product name	4m	8m
Tig torches	SR-B 21 Torch, Water, OKC 50	0700025544	0700025545
Tig torches	SR-B 26 Torch, Air, OKC 50	0700025518	0700025518








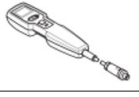
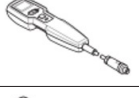


STEP 1

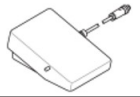
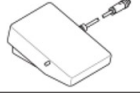

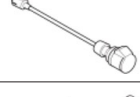




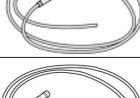
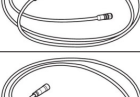
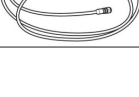
Powersource Selection

Technical Information	
Input voltage	1 ph - 230 VAC +/- 10%, 50/60 2 ph - 230-480 VAC +/- 10%, 50/60
Setting range MMA (SMAW)	3 ph - 5 A / 20 V - 300 A / 32 V 1 ph - 5 A / 20 V - 200 A / 28 V
Setting range TIG (GTAW)	3 ph - 5 A / 10 V - 300 A / 22 V 1 Ph - 5 A / 10 V - 200 A / 18 V
Open circuit voltage	48 V - No VRD 34 V - VRD 35 V active
Efficiency @ max current TIG	83% - 3 ph 83% - 1 ph
Efficiency @ max current MMA	86% - 3 ph 86% - 1 ph
Power factor @ max current MMA	0.96 - 3 ph 0.99 - 1 ph
Power factor @ max current TIG	0.96 - 3 ph 0.98 - 1 ph
Welding output TIG - 3 ph	300 A / 32 V @ 40% duty cycle 250 A / 30 V @ 60% duty cycle 200 A / 28 V @ 100% duty cycle
Welding output MMA - 3 ph	300 A / 32 V @ 40% duty cycle 250 A / 30 V @ 60% duty cycle 200 A / 28 V @ 100% duty cycle
Recommended slow fuse	16 A at 400
Idle power	88 W at 400
Operating temperature	-10 to +40 °C C15
Enclosure class	IP23
Application class	S
Dimensions L x W x H	460 x 200 x 320 mm
Weight	26.6 kg with cooler 16.8 kg without cooler

STEP 4

Accessories Information

Product Name	Part No.	
Shoulder strap kit	0445197880	
Trolley	0460 330 881	
Welding cable kit 3 m, including electrode holder and OKC 50 connector	0700006902	
Welding cable kit 5 meter, incl. electrode holder and OKC 50 connector	0700006888	
Return cable kit 3 meter, incl. clamp and OKC 50 connector	0700 006 903	
Return cable kit 5 meter, incl. clamp and OKC 50 connector	0700 006 889	
OKC 50 male contact	0160 360 881	
ER 1 remote control. 5 m (16.4 ft) interconnection cable, 6 pin, included	0445 536 881	
ER 1 remote control. 10 m (32.8 ft) interconnection cable, 6 pin, included	0445 536 882	
3 ER 1 remote control. 25 m (82 ft) interconnection cable, 6 pin, included	0445 536 883	
Interconnection cable, 6 pin, 5 m (16.4 ft) Interconnection cable, 6 pin, 10 m (32.8 ft) Interconnection cable, 6 pin, 25 m (82 ft)	0445 280 880 0445 280 881 0445 280 882	

Product Name	Part No.	
ER 1 F foot pedal. 5 m (16.4 ft) interconnection cable, 6 pin, included	0445 550 881	
ER 1 F foot pedal. 10 m (32.8 ft) interconnection cable, 6 pin, included	0445 550 882	
Interconnection cable, 6 pin, 5 m (16.4 ft) Interconnection cable, 6 pin, 10 m (32.8 ft)	0445 254 880 0445 254 881	
1 to 3 phase adapter Note! Only for use with Renegade ES 300i (0445 100 880), ET 300i (0445 100 900) and ET 300iP (0445 100 920)	0445 139 880	
Renegade analogue remote kit	0445 840 880	
Remote Control MMA3, 10 m	0445 870 880	
Remote Control MMA3, 25 m	0445 870 881	
Interconnection cable for analogue remote control MMA3, 10 m	0445 693 880	
Interconnection cable for analogue remote control MMA3, 25 m	0445 693 881	
Interconnection cable for analogue remote controls AT1 and AT1 C/F, 10 m	0445 694 880	
1 Interconnection cable for analogue remote controls AT1 and AT1 C/F, 25 m	0445 694 881	

MULTI-PROCESS Warrior 400i

Part Number	0465350884
-------------	------------



STEP 1

Powersource Selection

Technical Information	
Input voltage	380-415 V, ±10%, 3~ 50/60 Hz
Setting range MIG (GMAW/FCAW)	16 - 400 A
Setting range MMA (SMAW)	16 - 400 A
Setting range TIG (GTAW)	5 - 400 A
Open circuit voltage	56 V peak (no VRD) 28 V peak (w/ VRD)
Efficiency @ max current Mig	90%
Power factor @ max current Mig	0.91
Welding output MIG	400 A/34.0V @ 60% duty cycle 300 A/30.0V @ 100% duty cycle
Welding output TIG	400 A/26.0V @ 60% duty cycle 300 A/22.0V @ 100% duty cycle
Welding output MMA	400 A/36.0V @ 60% duty cycle 300 A/32.0V @ 100% duty cycle
Recommended slow fuse	25 A
Energy saving mode	30 W
Operating temperature	-10° to 40° C
Protection class	IP23
Application class	S
Insulation class	H
Dimensions L x W x H	712 x 325 x 470 mm 712 x 425 x 700 mm w/ cooling unit
Weight	59 kg 74 kg with cooling unit

STEP 2

Cooling Unit Selection

Optional. If you include, select the appropriate water cooled components

Product Family	Product Name	Ordering Part Number	Cooling Power	Max Water Flow	Coolant Quantity	Max Pressure Lift for Torch Qmax	Weight
Cooling unit	Cool 2	0465427880	1 kW	1.8 l/Min	4.5l	4.6 bar	15 kg

Panel Information

Product Family	Product Name
RobustFeed	RobustFeed PRO

STEP 3

Wire Feeder Selection

All wire feeders are suitable for water cooling

Product Family	Product Name	Ordering Part Number	Flowmeter & Heater
RobustFeed	RobustFeed PRO Water	0445800881	No
	RobustFeed PRO Water Off Shore	0445800883	Yes

Standard Features

Available on all panels

Water cooled
IP44
Remote outlet (opt.)
Precidrive 38mm rollers
Measured volts
Gas purge
Wire inching
2T/4T
Measured wire feed speed
Creep start
Crater filling
Burnback/SCT

STEP 4

Connection Cable Selection

Product Family	Product Name	2 m	5 m	10 m	20 m	25 m	35 m
Connection cable	50mm ² gas cooled	0459836560	0459836561	0459836562	0459836563	0459836564	0459836565
Connection cable	50mm ² water cooled	0459836570	0459836571	0459836572	0459836573	0459836574	0459836575
Connection cable	70mm ² gas cooled	0459836880	0459836881	0459836882	0459836883	0459836884	0459836885
Connection cable	70mm ² water cooled	0459836890	0459836891	0459836892	0459836893	0459836894	0459836895
Connection cable	95mm ² gas cooled	0459836980	0459836981	0459836982	0459836983	0459836984	0459836985
Connection cable	95mm ² water cooled	0459836990	0459836991	0459836992	0459836993	0459836994	0459836995

STEP 5

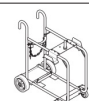
Torches Selection

Product Family	Product Name	3 m	4 m	5 m
Mig torches	PS F415	0700025040	0700025041	0700025042
Mig torches	PSF 515	0700025050	0700025051	0700025052
Mig torches	PSF 420 W	0700025060	0700025061	0700025062
Mig torches	PSF 520 W	0700025070	0700025071	0700025072

STEP 6

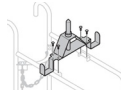

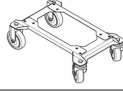
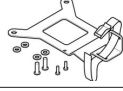
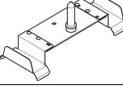


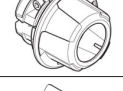
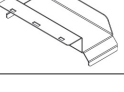
Trolley








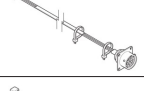
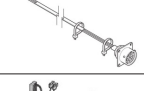

Product Name	Part No.
Trolley For Aristo 500ix/Warrior	0349313450



STEP 7

Accessories Information

Product Name	Part No.	
Guide pin extension kit (necessary if feeder wheel kit is selected)	0465508880	
Wheel kit powersource	0465416880	
Wheel kit RobustFeed	0446081880	
Torch strain relief RobustFeed	0446082880	
Trolley retrofit kit for RobustFeed - To fit RobustFeed on existing Warrior Trolley 04655108	0349313100	
Quick connector marathon pack	F102440880	
Liquid cooling kit robust feed	0446123880	
Interconnection strain relief kit (for update of cables without strain relief)	0446050880	
Cable mounting bracket	0446877880	


Product Name	Part No.	
Coolant 10l	0465720002	
Foot control FS002	0349030886	
Remote control AT1	0459491896	
Remote control AT coarse fine	0459491897	
Remote control M1	0459491895	
Remote cable AT1/AT1 CF 5 m Remote cable AT1/AT1 CF 10 m Remote cable AT1/AT1 CF 15 m Remote cable AT1/AT1 CF 25 m	0459552880 0459552881 0459552882 0459552883	
Remote cable M1 5 m Remote cable M1 10 m Remote cable M1 25 m	0459551880 0459551881 0459551883	
Remote outlet kit powersource 12 p	0465424880	
Remote outlet kit feeder 23 p - Not for Robust feed	0465451880	
Remote ADAPTOR Miggytrac	0465451881	




STEP 8

Wear Part List


Product Family	Product Name
Wear part RobustFeed	n.a.




Wears part for carbon steel, stainless and cored wires

Wire Diameter mm	0.6	0.8	0.9/1.0	1.2	1.4	1.6	1.8	2	Feed Roller
V-groove 	X	X							0445850001
		X	X						0445850002
			X						0445850003
			X	X					0445850004
				X					0445850005
					X	X			0445850006
								X	0445850007


	Inlet Wire Guide 	Middle Wire Guide 	Outlet Wire Guide 
	0445822001 (2 mm)	0446080882	0445830881




Wears part for cored wires - different wire guides dependent on wire diameter

Wire Diameter mm	0.9/1.0	1.2	1.4	1.6	1.8	2.0	2.4	Feed Roller
V-K-knurled 	X	X						0445850030
		X						0445850031
		X	X					0445850032
				X				0445850033
					X			0445850034
						X		0445850035
							X	0445850036

	Inlet Wire Guide 	Middle Wire Guide 	Outlet Wire Guide 
Wire dia. 0.9 - 1.6	0445822001 (2 mm)	0446080882	0445830881
Wire dia. 1.8 - 2.4	0445822002 (3 mm)	0446080883	0445830882

Wears part for aluminium

Wire Diameter mm	0.6	0.8	0.9/1.0	1.2	1.4	1.6	1.8	Feed Roller
U-groove 		X						0445850050
			X					0445850051
			X			X		0445850052

	Inlet Wire Guide 	Middle Wire Guide 	Outlet Wire Guide 
Wire dia. 0.9 - 1.6	0445822001 (2 mm)	0446080881	0445830885

MULTI-PROCESS Warrior 500i

Part Number	0465350883
-------------	------------



STEP 1

Powersource Selection

Technical Information	
Input voltage	380-415 V, ±10%, 3~ 50/60 Hz 380-415 V, ±10%, 3~ 50/60 Hz
Setting range MIG (GMAW/FCAW)	16 - 500 A
Setting range MMA(SMAW)	16 - 500 A
Setting range TIG (GTAW)	5 - 500 A
Open circuit voltage	56 V peak (no VRD) 28 V peak (w/ VRD)
Efficiency @ max current Mig	90%
Power factor @ max current Mig	0.91
Welding output MIG	500 A/39.0 V @ 60% duty cycle 400 A/34.0 V @ 100% duty cycle
Welding output TIG	500 A/30.0 V @ 60% duty cycle 400 A/26.0 V @ 100% duty cycle
Welding output MMA	500 A/40.0 V @ 60% duty cycle 400 A/36.0 V @ 100% duty cycle
Recommended slow fuse	32 A
Energy saving mode	30 W
Operating temperature	-10° to 40° C
Protection class	IP23
Application class	S
Insulation class	H
Dimensions L x W x H	712 x 325 x 470 mm 712 x 425 x 700 mm w/ cooling unit
Weight	59 kg 74 kg with cooling unit

STEP 2

Cooling unit selection

Optional. If you include, select the appropriate water cooled components

Product Family	Product Name	Ordering Part Number	Cooling Power	Max Water Flow	Coolant Quantity	Max Pressure Lift for Torch Qmax	Weight
Cooling unit	Cool 2	0465427880	1 kW	1.8 l/Min	4.5 l	4.6 bar	15 kg

Panel Information

Product Family	Product Name
RobustFeed	RobustFeed PRO

STEP 3

Wire Feeder Selection

All wire feeders are suitable for water cooling

Product Family	Product Name	Ordering Part Number	Flowmeter & Heater
RobustFeed	RobustFeed PRO Water	0445800881	No
	RobustFeed PRO Water Off Shore	0445800883	Yes

STEP 4

Connection Cable Selection

Product Family	Product Name	2 m	5 m	10 m	20 m	25 m	35 m
Connection cable	50mm ² gas cooled	0459836560	0459836561	0459836562	0459836563	0459836564	0459836565
Connection cable	50mm ² water cooled	0459836570	0459836571	0459836572	0459836573	0459836574	0459836575
Connection cable	70mm ² gas cooled	0459836880	0459836881	0459836882	0459836883	0459836884	0459836885
Connection cable	70mm ² water cooled	0459836890	0459836891	0459836892	0459836893	0459836894	0459836895
Connection cable	95mm ² gas cooled	0459836980	0459836981	0459836982	0459836983	0459836984	0459836985
Connection cable	95mm ² water cooled	0459836990	0459836991	0459836992	0459836993	0459836994	0459836995

STEP 5


Torches Selection

Product family	Product Name	3 m	4 m	5 m
Mig torches	PS F415	0700025040	0700025041	0700025042
Mig torches	PSF 515	0700025050	0700025051	0700025052
Mig torches	PSF 420 W	0700025060	0700025061	0700025062
Mig torches	PSF 520 W	0700025070	0700025071	0700025072

STEP 6

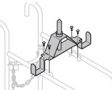

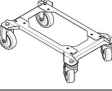
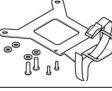
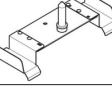

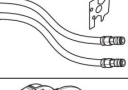

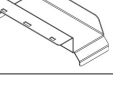
Trolley








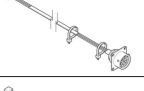
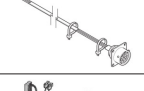

Product Name	Part No.
Trolley for Aristo 500ix/Warrior	0349313450



STEP 7

Accessories Information

Product Name	Part No.	
Guide pin extension kit (necessary if feeder wheel kit is selected)	0465508880	
Wheel kit powersource	0465416880	
Wheel kit RobustFeed	0446081880	
Torch strain relief RobustFeed	0446082880	
Trolley retrofit kit for RobustFeed - To fit RobustFeed on existing Warrior Trolley 04655108	0349313100	
Quick connector marathon pack	F102440880	
Liquid cooling kit robust feed	0446123880	
Interconnection strain relief kit (for update of cables without strain relief)	0446050880	
Cable mounting bracket	0446877880	


Product Name	Part No.	
Coolant 10l	0465720002	
Foot control FS002	0349030886	
Remote control AT1	0459491896	
Remote control AT coarse fine	0459491897	
Remote control M1	0459491895	
Remote cable AT1/AT1 CF 5 m Remote cable AT1/AT1 CF 10 m Remote cable AT1/AT1 CF 15 m Remote cable AT1/AT1 CF 25 m	0459552880 0459552881 0459552882 0459552883	
Remote cable M1 5 m Remote cable M1 10 m Remote cable M1 25 m	0459551880 0459551881 0459551883	
Remote outlet kit powersource 12 p	0465424880	
Remote outlet kit feeder 23 p - Not for Robust feed	0465451880	
Remote ADAPTOR Miggytrac	0465451881	




STEP 8

Wear Part List


Product Family	Product Name
Wear part RobustFeed	n.a.




Wears part for carbon steel, stainless and cored wires

Wire Diameter mm	0.6	0.8	0.9/1.0	1.2	1.4	1.6	1.8	2	Feed Roller
V-groove 	X	X							0445850001
		X	X						0445850002
			X						0445850003
			X	X					0445850004
				X					0445850005
					X	X			0445850006
								X	0445850007


	Inlet Wire Guide 	Middle Wire Guide 	Outlet Wire Guide 
	0445822001 (2 mm)	0446080882	0445830881




Wears part for cored wires - different wire guides dependent on wire diameter

Wire Diameter mm	0.9/1.0	1.2	1.4	1.6	1.8	2.0	2.4	Feed Roller
V-K-knurled 	X	X						0445850030
		X						0445850031
		X	X					0445850032
				X				0445850033
					X			0445850034
						X		0445850035
							X	0445850036

	Inlet Wire Guide 	Middle Wire Guide 	Outlet Wire Guide 
Wire dia. 0.9 - 1.6	0445822001 (2 mm)	0446080882	0445830881
Wire dia. 1.8 - 2.4	0445822002 (3 mm)	0446080883	0445830882

Wears part for aluminium

Wire Diameter mm	0.6	0.8	0.9/1.0	1.2	1.4	1.6	1.8	Feed Roller
U-groove 		X						0445850050
			X					0445850051
			X			X		0445850052

	Inlet Wire Guide 	Middle Wire Guide 	Outlet Wire Guide 
Wire dia. 0.9 - 1.6	0445822001 (2 mm)	0446080881	0445830885

MULTI-PROCESS Warrior EDGE 500 CXi

Part Number	0446300880
-------------	------------



STEP 1

Powersource Selection

Technical Information	
Input Voltage	380 -460 V ±10%, 3ph, 50/60 Hz
Setting Range MIG (GMAW/FCAW)	16 A / 14.8 V -500 A / 39 V
Setting Range MMA(SMAW)	16 A / 20.6 V -500 A / 40 V
Setting Range TIG (GTAW)	5 A / 10.2 V -500 A / 30 V
Open circuit Voltage	54.8 V
Efficiency @ Max Current Mig	88%
Power factor @ Max Current Mig	0.93
Efficiency @ Max Current MMA	89%
Power factor @ Max Current MMA	0.91
Welding Output MIG	500 A / 39.0 V at 60% duty cycle 400 A / 34.0 V at 100% duty cycle
Welding Output TIG	500 A / 30.0 V at 60% duty cycle 400 A / 26.0 V at 100% duty cycle
Welding Output MMA	500 A / 40.0 V at 60% duty cycle 400 A / 36.0 V at 100% duty cycle
Recommended Slow Fuse	
Idle Power	43 W
Operating Temperature	-20 to +55°C
Protection Class	IP23
Application Class	S
Insulation Class	H
Dimensions L x W x H	700 x 325 x 680 mm
Weight	85 kg
Certification	CE, Ecodesign

Cooling Unit Selection

Embedded, no need for additional order

Product Family	Product Name	Cooling Power	Max Water Flow	Coolant Quantity	Max Pressure Lift for Torch Qmax
Cooling unit	Cool 2	1.4 kW	2.0 l/min	4.7 l	4.5 bar

STEP 2

Wire Feeder Selection

Technical information feeding unit

Product Family	Product Name	Ordering Part Number	True Flow Digital Gas Control	Weight
RobustFeed	RobustFeed EDGE BX	0446600880	No	16.8 Kg
	RobustFeed EDGE CX	0446600881	Yes	17.5 Kg

Product Family	Product Name	Standard features available on CX and BX feeding unit	
RobustFeed	RobustFeed EDGE BX RobustFeed EDGE CX	Precidrive motor w/38 mm diam rollers	IP 54 protection class
		Water cooling	Max spool 20 kg/300 mm
		Flowmeter and heater	Max feeding speed 0.8 - 25.0 mm/min

External panel information

Product Family	Product Name	Standard features available on CX and BX feeding unit panels			
RobustFeed	RobustFeed EDGE BX RobustFeed EDGE CX	Process selection: CV, synergic, pulsed, MMA, gouging.	2-4 strokes	Estimated amperage	Operator management
			Wire inching	Volt and WFS adjustment	Dynamic CV
		Jobs selection	Gas purge	Arc length	Dynamic pulse

Internal panel information

Product Family	Product Name	Standard features available on CX and BX feeding unit panels			
Robust Feed	RobustFeed EDGE BX RobustFeed EDGE CX	Base metal, V, WFS, wire diam. gas type, gas flow	CV, synergic CS/SS, pulsed CS/SS, MMA, gouging	Torch remote configuration	True arc compensate
		Welding parameter/limit setting	Creep start	Burnback/SCT	Error log
		Job parameter and limit setting	Adjustable hot start and crater fill	Gas pre and post flow setting	Operator management setting

STEP 3

Connection Cable Selection

Product Family	Product Name	2m	5m	10m	15m	20m	25m	35m
Connection cable	70 mm ² gas cooled *	0446310880	0446310881	0446310882	0446310883	0446310884	0446310885	0446310886
Connection cable	70 mm ² water cooled	0446310890	0446310891	0446310892	0446310893	0446310894	0446310895	0446310896
Connection cable	95 mm ² gas cooled	0446310980	0446310981	0446310982	0446310983	0446310984	0446310985	0446310986
Connection cable	95 mm ² water cooled	0446310990	0446310991	0446310992	0446310993	0446310994	0446310995	0446310996

STEP 4

Torches Selection


Product Family	Product Name	3m	4m	5m
Mig torches	Exeor MIG 4.0G2, gas-cooled *	0700025752	0700025753	0700025754
Mig torches	Exeor MIG 4.0G2CX, gas-cooled, up/down **	0700025755	0700025756	0700025757
Mig torches	Exeor MIG 4.0W2, water-cooled *	0700025727	0700025728	0700025729
Mig torches	Exeor MIG 4.0W2CX, water-cooled, up/down **	0700025730	0700025731	0700025732

* Torch with enhanced cooling performance.

** Torch with enhanced cooling performance. Includes torch LED light and CX remote module for JOB selection / WFS / V




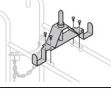

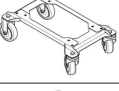
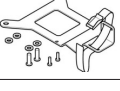
STEP 5

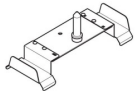



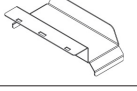

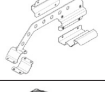
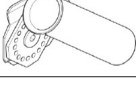
Trolley

Product Name	Part No.	
Trolley For Aristo 500ix/Warrior/Warrior EDGE 500	0349313450	

STEP 6

Accessories Information

Product Name	Part No.	
NFC Administrator cards kit	0447776880	
NFC User cards kit	0447776881	
Trolley for > 300 mm spool	0349313700	
Guide pin extension kit (necessary if feeder wheel kit is selected)	0465508880	
Wheel kit powersource	0465416880	
Wheel kit RobustFeed	0446081880	
Torch strain relief RobustFeed	0446082880	


Product Name	Part No.	
Trolley retrofit kit for RobustFeed - To fit RobustFeed on existing Warrior Trolley 04655108	0349313100	
Quick connector marathon pack	F102440880	
Liquid cooling kit RobustFeed	0446123880	
Interconnection strain relief kit (for update of cables without strain relief)	0446050880	
Cable mounting bracket	0446877880	
Coolant 10 l	0465720002	
Boom adaptor (lifting device)	0446956880	
RobustFeed torch holder	0446958880	




STEP 7

Wear Part List


Product Family	Product Name
Wear part RobustFeed	n.a.




Wears part for carbon steel, stainless and cored wires

Wire Diameter mm	0.6	0.8	0.9/1.0	1.2	1.4	1.6	1.8	2	Feed Roller
V-groove 	X	X							0445850001
		X	X						0445850002
			X						0445850003
			X	X					0445850004
				X					0445850005
					X	X			0445850006
								X	0445850007


Inlet Wire Guide	Middle Wire Guide	Outlet Wire Guide
		
0445822001 (2 mm)	0446080882	0445830881




Wears part for cored wires - different wire guides dependent on wire diameter

Wire Diameter mm	0.9/1.0	1.2	1.4	1.6	1.8	2.0	2.4	Feed Roller
V-K-knurled 	X	X						0445850030
		X						0445850031
		X	X					0445850032
				X				0445850033
					X			0445850034
						X		0445850035
							X	0445850036

	Inlet Wire Guide	Middle Wire Guide	Outlet Wire Guide
			
Wire dia. 0.9 - 1.6	0445822001 (2 mm)	0446080882	0445830881
Wire dia. 1.8 - 2.4	0445822002 (3 mm)	0446080883	0445830882

Wears part for aluminium

Wire Diameter mm	0.6	0.8	0.9/1.0	1.2	1.4	1.6	1.8	Feed Roller
U-groove 		X						0445850050
			X					0445850051
			X			X		0445850052

	Inlet Wire Guide	Middle Wire Guide	Outlet Wire Guide
			
Wire dia. 0.9 - 1.6	0445822001 (2 mm)	0446080881	0445830885

MULTI-PROCESS Warrior EDGE 500 CXii

Part Number	0446300884
-------------	------------



STEP 1

Powersource Selection

Technical Information	
Input Voltage	380 - 460 V ±10%, 3ph, 50/60 Hz
Setting Range MIG (GMAW/FCAW)	16 A / 14.8 V - 500 A / 39 V
Setting Range MMA(SMAW)	16 A / 20.6 V - 500 A / 40 V
Setting Range TIG (GTAW)	5 A / 10.2 V - 500 A / 30 V
Open circuit Voltage	54.8 V
Efficiency @ Max Current Mig	88%
Power factor @ Max Current Mig	0.93
Efficiency @ Max Current MMA	89%
Power factor @ Max Current MMA	0.91
Welding Output MIG	500 A / 39.0 V at 60% duty cycle 400 A / 34.0 V at 100% duty cycle
Welding Output TIG	500 A / 30.0 V at 60% duty cycle 400 A / 26.0 V at 100% duty cycle
Welding Output MMA	500 A / 40.0 V at 60% duty cycle 400 A / 36.0 V at 100% duty cycle
Recommended Slow Fuse	
Idle Power	43 W
Operating Temperature	-20 to +55°C
Protection Class	IP23
Application Class	S
Insulation Class	H
Dimensions L x W x H	700 x 325 x 680 mm
Weight	85 kg
Certification	CE, Ecodesign

Cooling Unit Selection

Embedded, no need for additional order

Product Family	Product Name	Cooling Power	Max Water Flow	Coolant Quantity	Max Pressure Lift for Torch Qmax
Cooling unit	Cool 2	1.4 kW	2.0 l/min	4.7 l	4.5 bar

STEP 2

Wire Feeder Selection

Technical information feeding unit

Product Family	Product Name	Ordering Part Number	True Flow Digital Gas Control	Weight
RobustFeed	RobustFeed EDGE BX	0446600880	No	16.8 Kg
	RobustFeed EDGE CX	0446600881	Yes	17.5 Kg

Product Family	Product Name	Standard features available on CX and BX feeding unit	
RobustFeed	RobustFeed EDGE BX RobustFeed EDGE CX	Precidrive motor w/38 mm diam rollers	IP 54 protection class
		Water cooling	Max spool 20 kg/300 mm
		Flowmeter and heater	Max feeding speed 0.8 - 25.0 mm/min

External panel information

Product Family	Product Name	Standard features available on CX and BX feeding unit panels			
RobustFeed	RobustFeed EDGE BX RobustFeed EDGE CX	Process selection: CV, synergic, pulsed, MMA, gouging.	2-4 strokes	Estimated amperage	Operator management
			Wire inching	Volt and WFS adjustment	Dynamic CV
		Jobs selection	Gas purge	Arc length	Dynamic pulse

Internal panel information

Product Family	Product Name	Standard features available on CX and BX feeding unit panels			
Robust Feed	RobustFeed EDGE BX RobustFeed EDGE CX	Base metal, V, WFS, wire diam. gas type, gas flow	CV, synergic CS/SS, pulsed CS/SS, MMA, gouging	Torch remote configuration	True arc compensate
		Welding parameter/limit setting	Creep start	Burnback/SCT	Error log
		Job parameter and limit setting	Adjustable hot start and crater fill	Gas pre and post flow setting	Operator management setting

STEP 3

Connection Cable Selection

Product Family	Product Name	2m	5m	10m	15m	20m	25m	35m
Connection cable	70 mm ² gas cooled *	0446310880	0446310881	0446310882	0446310883	0446310884	0446310885	0446310886
Connection cable	70 mm ² water cooled	0446310890	0446310891	0446310892	0446310893	0446310894	0446310895	0446310896
Connection cable	95 mm ² gas cooled	0446310980	0446310981	0446310982	0446310983	0446310984	0446310985	0446310986
Connection cable	95 mm ² water cooled	0446310990	0446310991	0446310992	0446310993	0446310994	0446310995	0446310996

STEP 4

Torches Selection


Product Family	Product Name	3m	4m	5m
Mig torches	Exeor MIG 4.0G2, gas-cooled *	0700025752	0700025753	0700025754
Mig torches	Exeor MIG 4.0G2CX, gas-cooled, up/down **	0700025755	0700025756	0700025757
Mig torches	Exeor MIG 4.0W2, water-cooled *	0700025727	0700025728	0700025729
Mig torches	Exeor MIG 4.0W2CX, water-cooled, up/down **	0700025730	0700025731	0700025732

* Torch with enhanced cooling performance.

** Torch with enhanced cooling performance. Includes torch LED light and CX remote module for JOB selection / WFS / V




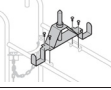

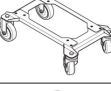
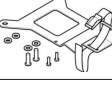
STEP 5

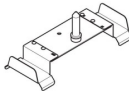

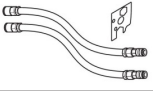

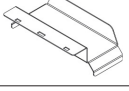


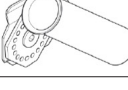
Trolley

Product Name	Part No.	
Trolley For Aristo 500ix/Warrior/Warrior EDGE 500	0349313450	

STEP 6

Accessories Information

Product Name	Part No.	
NFC Administrator cards kit	0447776880	
NFC User cards kit	0447776881	
Trolley for > 300 mm spool	0349313700	
Guide pin extension kit (necessary if feeder wheel kit is selected)	0465508880	
Wheel kit powersource	0465416880	
Wheel kit RobustFeed	0446081880	
Torch strain relief RobustFeed	0446082880	


Product Name	Part No.	
Trolley retrofit kit for RobustFeed - To fit RobustFeed on existing Warrior Trolley 04655108	0349313100	
Quick connector marathon pack	F102440880	
Liquid cooling kit RobustFeed	0446123880	
Interconnection strain relief kit (for update of cables without strain relief)	0446050880	
Cable mounting bracket	0446877880	
Coolant 10 l	0465720002	
Boom adaptor (lifting device)	0446956880	
RobustFeed torch holder	0446958880	




STEP 7

Wear Part List


Product Family	Product Name
Wear part RobustFeed	n.a.




Wears part for carbon steel, stainless and cored wires

Wire Diameter mm	0.6	0.8	0.9/1.0	1.2	1.4	1.6	1.8	2	Feed Roller
V-groove 	X	X							0445850001
		X	X						0445850002
			X						0445850003
			X	X					0445850004
				X					0445850005
					X	X			0445850006
								X	0445850007


Inlet Wire Guide	Middle Wire Guide	Outlet Wire Guide
		
0445822001 (2 mm)	0446080882	0445830881




Wears part for cored wires - different wire guides dependent on wire diameter

Wire Diameter mm	0.9/1.0	1.2	1.4	1.6	1.8	2.0	2.4	Feed Roller
V-K-knurled 	X	X						0445850030
		X						0445850031
		X	X					0445850032
				X				0445850033
					X			0445850034
						X		0445850035
							X	0445850036

	Inlet Wire Guide	Middle Wire Guide	Outlet Wire Guide
			
Wire dia. 0.9 - 1.6	0445822001 (2 mm)	0446080882	0445830881
Wire dia. 1.8 - 2.4	0445822002 (3 mm)	0446080883	0445830882

Wears part for aluminium

Wire Diameter mm	0.6	0.8	0.9/1.0	1.2	1.4	1.6	1.8	Feed Roller
U-groove 		X						0445850050
			X					0445850051
			X			X		0445850052

	Inlet Wire Guide	Middle Wire Guide	Outlet Wire Guide
			
Wire dia. 0.9 - 1.6	0445822001 (2 mm)	0446080881	0445830885